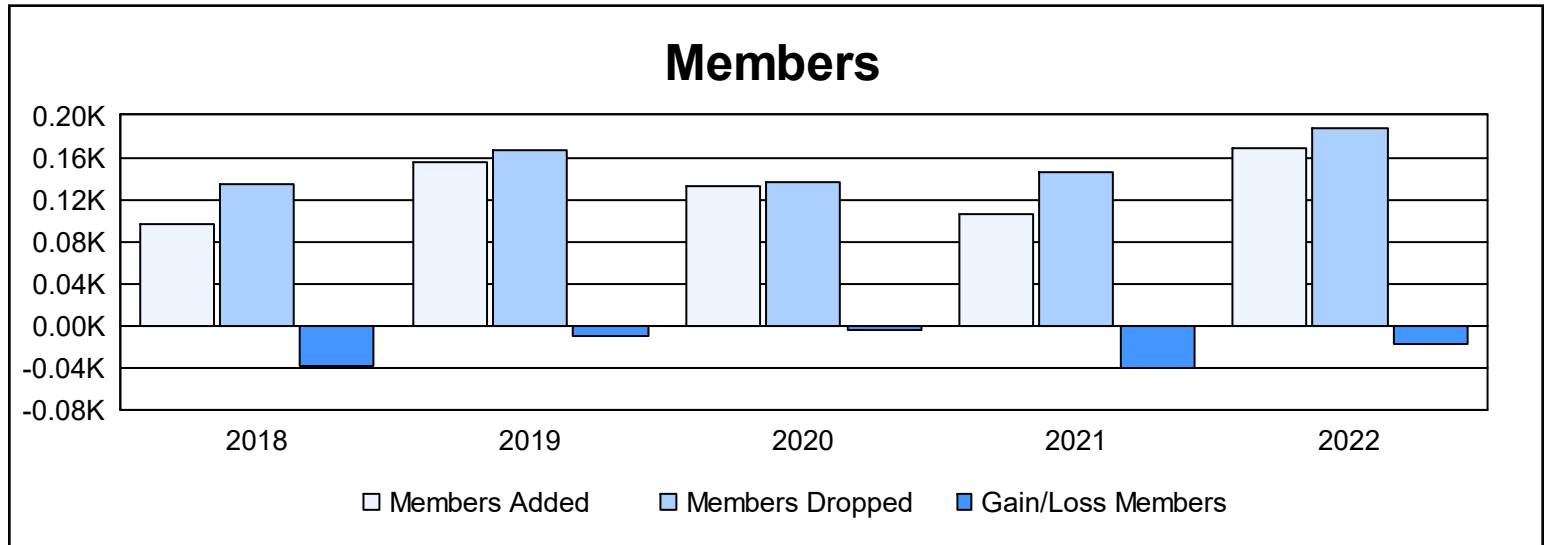
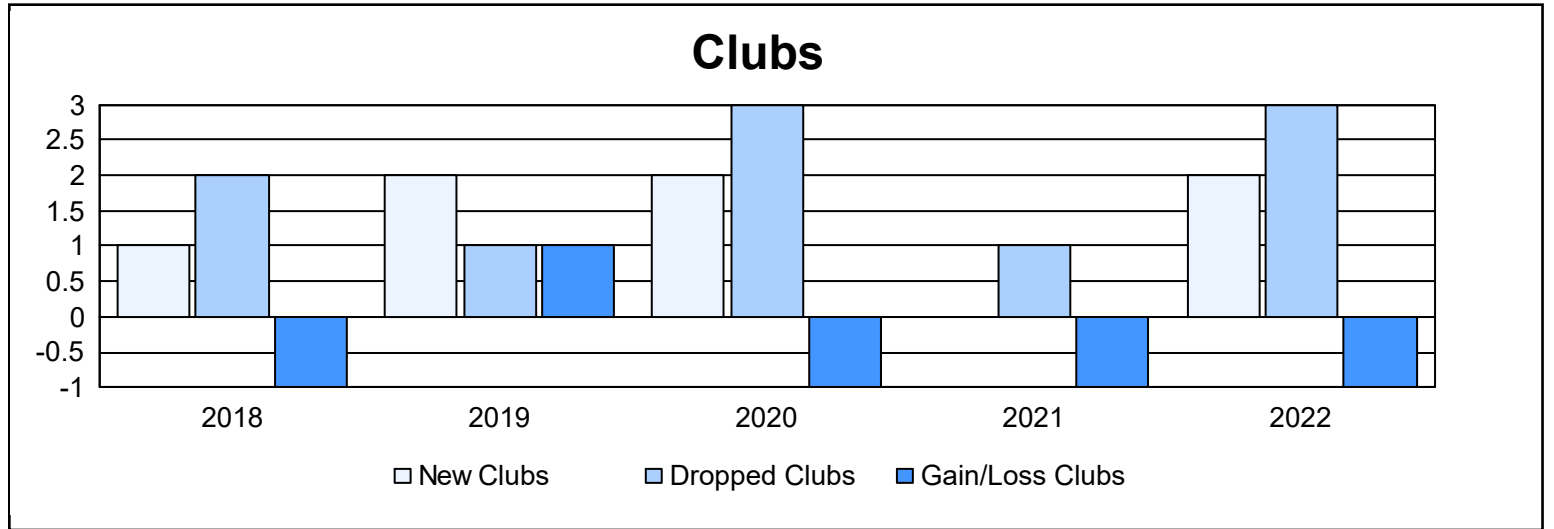
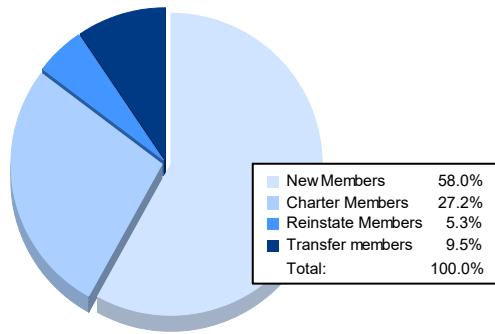


Year	New Clubs	Dropped Clubs	Gain/ Loss Clubs	New Members	Charter Members	Reinstate Members	Transfer Members	Total Member Added	Total Members Dropped	Gain/ Loss Members
2017-2018	1	2	-1	49	20	5	22	96	134	-38
2018-2019	2	1	1	59	67	10	20	156	166	-10
2019-2020	2	3	-1	58	48	3	24	133	137	-4
2020-2021	0	1	-1	83	0	5	17	105	146	-41
2021-2022	2	3	-1	98	46	9	16	169	187	-18
<b>Average</b>	<b>1</b>	<b>2</b>	<b>-1</b>	<b>69</b>	<b>36</b>	<b>6</b>	<b>20</b>	<b>132</b>	<b>154</b>	<b>-22</b>



### Membership Composition June 2022 Cumulative



### Gender Composition June 2022 Cumulative

